



Information when you need it



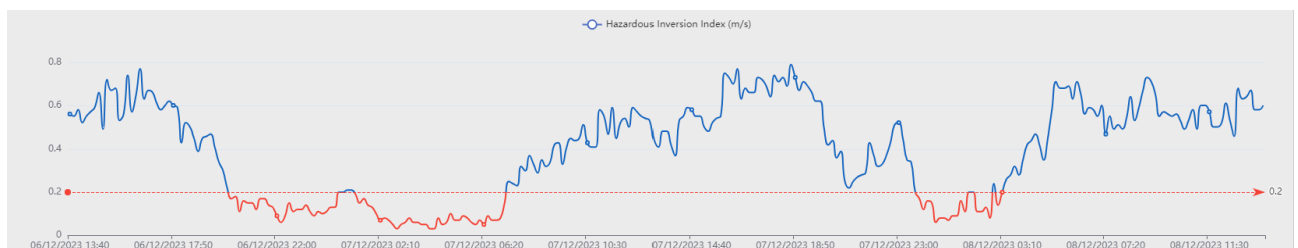
the cotton tale

8th December 2023

Damaging Spray drift has ALREADY been reported in the Lachlan and with fallow sprays before Christmas, PLEASE; let's prevent any further spray drift in the southern cropping regions.

DO NOT SPRAY DURING A HAZARDOUS INVERSION - Check your closest [WAND](#) tower before and during spraying.

WAND is available to all farmers and spray contractors for free. To access the WAND app go to <https://app.wand.com.au/>



This figure shows the time of a hazardous inversion in the Condobolin district in the last 24 hours – **were you spraying around Condo between 11:40pm and 3:10am last night (7th Dec) or between 8:10pm and 7:10am the previous night (6th Dec)** If so, you were spraying during a hazardous inversion and high risk you will have drifted chemical off target! This is **ILLEGAL**.

PLEASE AVOID USING VOLATILE PRODUCTS – look for safer options and follow the SOS 5 commandments when spraying.

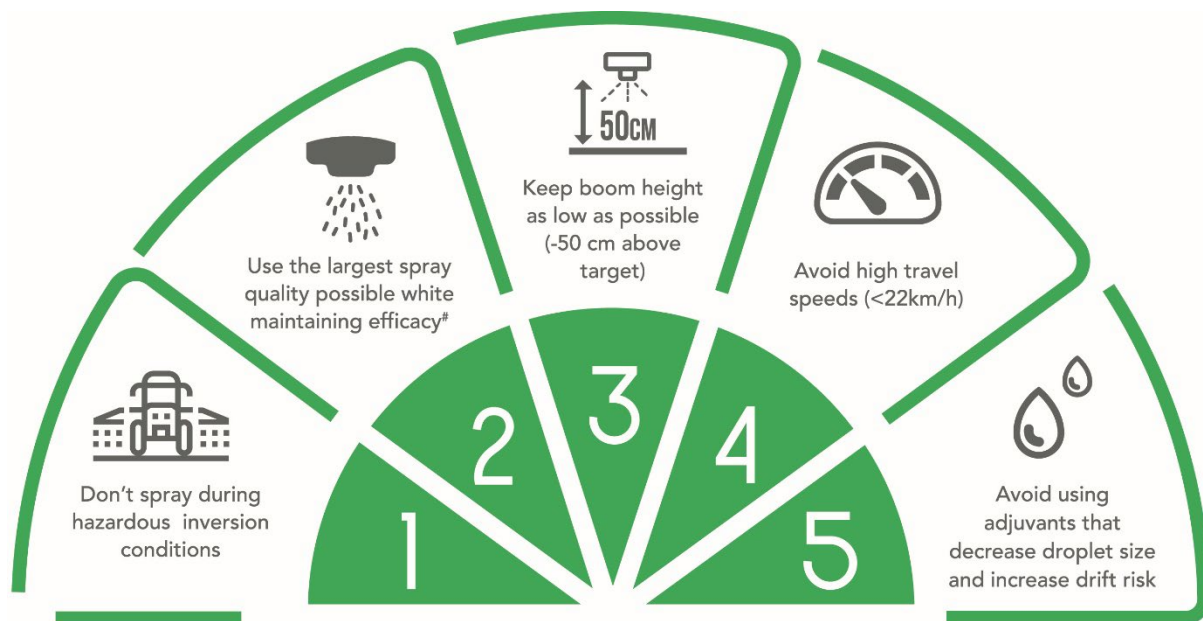


is a joint initiative of



Best Practice





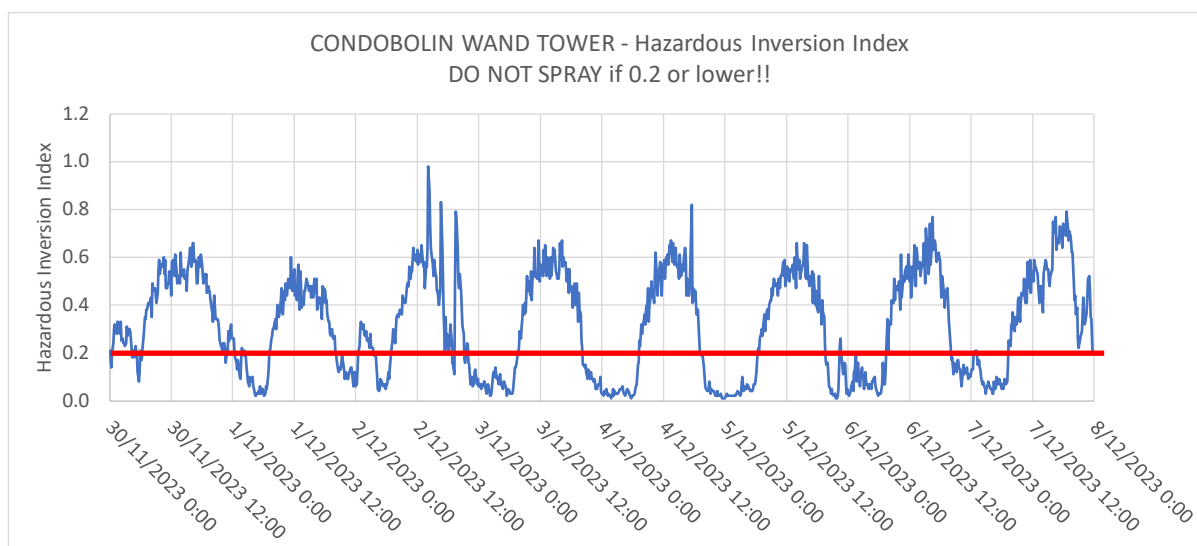
[#] Observe label directions for minimum and maximum droplet size. Water rates may need to be modified with increased droplet sizes.

Spray it right or lose the right

The WAND system only detects hazardous inversions you still need to follow the 5 commandments during all spray operations.

- When we **Choose to Spray**, will determine where and how far the spray driftable fraction of our application will move
- The **Sprayer Set-up** will determine how much product will be left in the air.
- **Coarser Spray Qualities / Nozzles** will lower drift risk but can also impact efficacy
- Having a set of **Spray-Plans** for different paddock situations will enable efficient, safe and effective spraying.

Source: Harry Pickering, ADAMA, GRDC webinar: [The new inversion tower network and reducing spray drift risk](#)



This figure shows the presence of hazardous inversions between 30th November 2023 and 8th December 2023. Source: <https://app.wand.com.au/>

This information is available for ALL WAND INVERSION TOWERS, the data is there for all and can show when a hazardous inversion has occurred AND what's expected in the next couple of hours.

The WAND system provides a nowcast, updated every 10 mins, so you can plan your tank mixes and STOP before a hazardous inversion is present.

Ashley Default ☐

As of 07/12/2023 17:50

All label requirements must be met including wind speed during periods of application.

Hazardous Inversion	? Absent
NowCast (until 19:50)	? Present
Inversion (Vert Temp Diff)	? -0.5 °C
Wind Speed (2m)	? 2 km/h S
Max Wind Gust (2m)	? 7 km/h
Wind Speed (10m)	? 3 km/h SSW
Delta T	? 16.9 °C
Temperature	? 41 °C
Solar Radiation	? 393 W/m ²
Rainfall from 9 am	? 0 mm
Rainfall 24 hrs to 9 am	? 0 mm

This is what the app looks like when you choose a tower on WAND. If you were spraying now, you could see that a hazardous inversion is imminent within the next 2 hours, so you need to be checking the wand regularly and planning to pull up until the inversion has passed.

Using the WAND towers can open the window for extra spray hours, but you have to keep checking WAND regularly and know your local weather conditions AND you must still follow the SOS 5 commandments.

What you need to know (taken from [CottonInfo Drift Update and Resources Dec 2022](#)):

- Map your crops on SataCrop <https://satacrop.com.au>
- Notify your neighbours when spraying
- Follow the 5 commandments according to SOS (Stop Off Target Spraying) and [Keep the spray on the weeds](#)
- Use the [WAND](#) system to check for hazardous inversions
- Support your local SOS (Stop Off-target Spraying) Group
- If you have crops that get drifted please notify Cotton Australia by using their Snap Send Solve App.
- If you want to report an incident to EPA call 131 555. Read this [EPA factsheet](#) to understand the reporting process

Cotton Australia Drift reporting - Snap Send Solve App

Cotton Australia has a new tool for easy reporting of spray drift which helps cotton farmers to photograph and report drift incidents so other growers and industry stakeholders can be alerted as quickly as possible.

Growers first download the App and then sign into the Cotton Australia group.

The [step-by-step guide](#) is available on the [Cotton Australia website](#) and the password/code is **Cott123**.

Once you are signed in, you can take a photo of spray drift damage or evidence and send it to Cotton Australia for appropriate action. You can also give approval for Cotton Australia to refer the incident to the relevant authority for investigation.

It allows Cotton Australia to provide the relevant authorities real-time mapping of spray drift incidents so that they can take appropriate action to prevent further drift incidences.

Setting Up Private Reporting Mode Step by Step Guide

Snap
Send
Solve

1

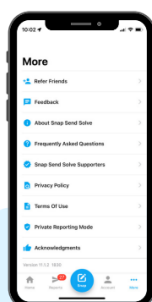
Download the Snap Send Solve app free from the App Store & Google Play

Download on the App Store

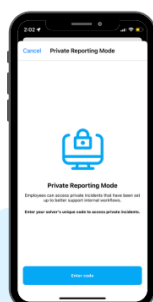
GET IT ON Google Play



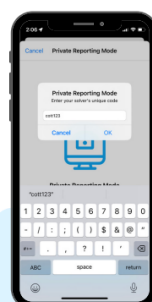
2 Select 'More' at the bottom right corner of the screen.



3 Select 'Private Reporting Mode' from the list of options.



4 Select 'Enter Your Authority's Code'.



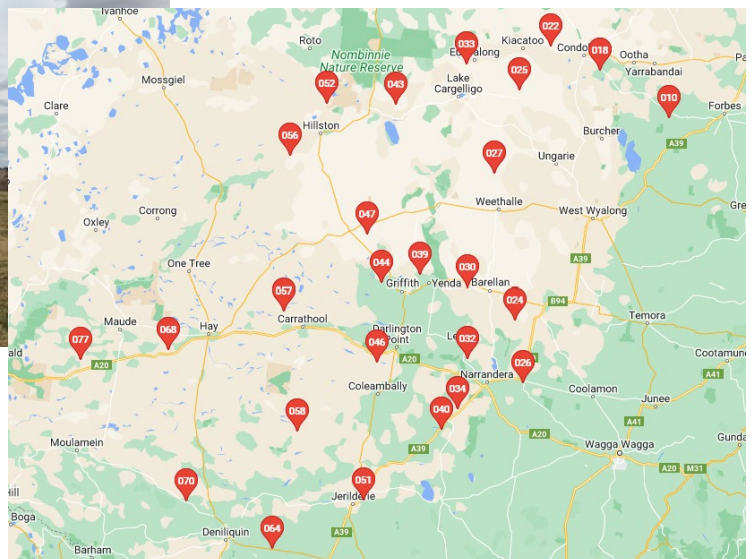
5 Insert code 'cott123'. This code only needs to be entered once.



6 Start a report by selecting 'Report Now'.



WAND (Weather and Networked Data) is a new technology that provides real time weather data about the presence or absence of hazardous temperature inversions. This will take the guess work out of when you can and can't spray and potentially open more spraying hours with greater certainty. 100 inversion towers (10 m high, Profiling Automatic Weathers Stations (PAWS)) have been installed across the eastern Australian grain and cotton regions. The data is available on the WAND app via your phone, ipad or desktop. If a hazardous inversion is present, you cannot spray. However, if a hazardous inversion is absent you can consider spraying so long as and all other label recommendations are being met, ie wind speed, nozzles, application speed, boom height etc. A short video about the WAND system is available [here](#)



Regards

Kieran

Kieran O'Keeffe

CottonInfo REO Sth NSW

M 0427207406 | **E** kieran.okeeffe@cottoninfo.net.au | **W** www.cottoninfo.com.au

The contents of this newsletter are a general guide only, not comprehensive, or specific technical advice. Circumstances vary from farm to farm. To the fullest extent permitted by law, CSD expressly disclaims all liability for any loss or damage arising from reliance upon any information, statement, or opinion in this presentation or from any errors or omissions in this document.

o **Unsubscribe** to the Cotton Tale, please email kieran.okeeffe@cottoninfo.net.au

